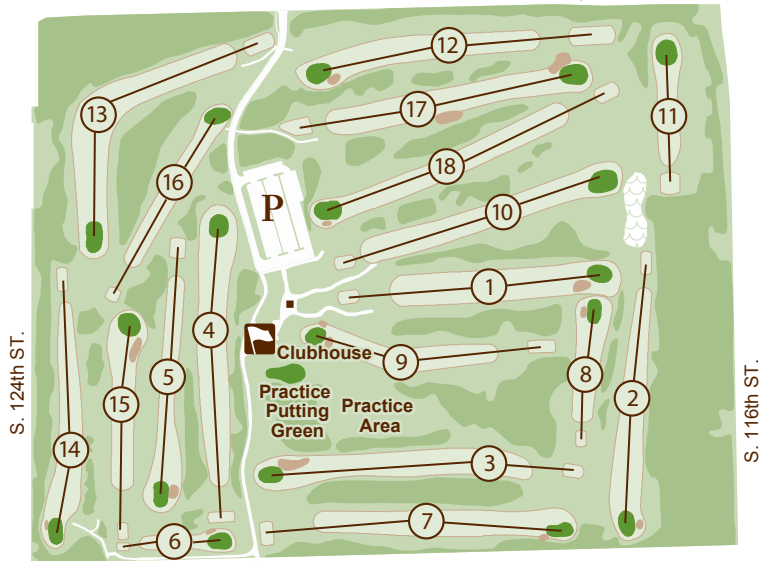


Greenfield Park Golf Course

12001 W. Greenfield Ave. • 414.256.4010

W. GREENFIELD AVE.



Course Architect: George Hansen

M I L W A U K E E C O U N T Y P A R K S
G O L F C O U R S E




1923

Tell us about your experience!
Call the Golf Office at 414.257.8024
or visit countyparks.com search: Contact Golf
Thank you for playing and visit us again soon!




RESERVATIONS:
414.475.6222 OR MilwaukeeCountyGolfCourses.com

HOLE	1	2	3	4	5	6	7	8	9	OUT
BLUE 68.7 / 115	375	394	419	380	321	138	381	196	300	2904
WHITE 67.0/112 71.8/120	365	351	402	361	305	125	364	181	281	2735
PAR	4	4	4	4	4	3	4	3	4	34
HANDICAP	9	7	5	3	11	17	1	15	13	
										
+ / -										
GOLD 65.0 / 106 69.3 / 114	326	337	360	345	265	117	329	162	256	2497
PAR	4	4	4	4	4	3	4	3	4	34
HANDICAP	9	7	3	5	11	17	1	15	13	
SCORER:										

USGA Pace of Play: 3:41 for 18 holes. Play ready golf.

Suggested Tee for Handicap: 0-8 Blue; 9-24 White; 25+ Gold

Course Etiquette: Keep your golf car and pull cart at least 30 feet from greens and tees. Replace divots. Rake bunkers. Repair ball marks.

10	11	12	13	14	15	16	17	18	IN	OUT	TOTAL	HDCP NET
432	172	389	396	340	302	261	395	418	3105	2904	6009	
389	165	358	372	322	271	251	373	400	2901	2735	5636	
4	3	4	4	4	4	4	4	4	35	34	69	
4	18	12	2	8	16	14	10					
												
374	136	343	350	290	256	217	354	365	2685	2497	5182	
4	3	4	4	4	4	4	4	4	35	34	69	
6	18	12	2	8	16	14	10	4				
ATTEST:											DATE:	

18-hole play is continuous. If you fail to report to the 10th tee, you will lose your position.

Join us in the Clubhouse! Enjoy sandwiches, beer, and more. Carry-in food and beverages are not allowed on the course.

Jason Rosploch, WGCSA